

# Education in Texas and Around the World: Is there another way?

TASB Winter Conference  
Corpus Christi – TX, USA 📍 3<sup>rd</sup> March 2017

 [pasi\\_sahlberg](#)

2001

# PISA

Program for International Student Assessment

| 2000             |                    | 2003        |                    | 2006    |                    |
|------------------|--------------------|-------------|--------------------|---------|--------------------|
| Reading literacy |                    | Mathematics |                    | Science |                    |
| 1.               | Finland 546        | 1.          | Finland 544        | 1.      | Finland 563        |
| 2.               | Canada 534         | 2.          | South Korea 542    | 2.      | Canada 534         |
| 3.               | New Zealand 529    | 3.          | Netherlands 538    | 3.      | Japan 531          |
| 4.               | Australia 528      | 4.          | Japan 534          | 4.      | New Zealand 530    |
| 5.               | Ireland 527        | 5.          | Canada 532         | 5.      | Australia 527      |
| 6.               | South Korea 525    | 6.          | Belgium 529        | 6.      | Netherlands 525    |
| 7.               | United Kingdom 523 | 7.          | Switzerland 527    | 7.      | South Korea 522    |
| 8.               | Japan 522          | 8.          | Australia 524      | 8.      | Germany 516        |
| 9.               | Sweden 516         | 9.          | New Zealand 523    | 9.      | United Kingdom 515 |
| 10.              | Austria 507        | 10.         | Czech Republic 516 | 10.     | Czech Republic 513 |
| 11.              | Belgium 507        | 11.         | Iceland 515        | 11.     | Switzerland 512    |
| 12.              | Iceland 507        | 12.         | Denmark 514        | 12.     | Austria 511        |
| 13.              | Norway 505         | 13.         | France 511         | 13.     | Belgium 510        |
| 14.              | France 505         | 14.         | Sweden 503         | 14.     | Ireland 508        |
| 15.              | United States 504  | 15.         | Austria 506        | 15.     | Hungary 504        |
| 16.              | Denmark 497        | 16.         | Germany 503        | 16.     | Sweden 503         |
| 17.              | Switzerland 494    | 17.         | Ireland 503        | 17.     | Poland 498         |
| 18.              | Spain 493          | 18.         | Slovakia 498       | 18.     | Denmark 496        |
| 19.              | Czech Republic 492 | 19.         | Norway 495         | 19.     | France 495         |
| 20.              | Italy 487          | 20.         | Luxembourg 493     | 20.     | Iceland 491        |
| 21.              | Germany 484        | 21.         | Poland 490         | 21.     | United States 489  |
| 22.              | Hungary 480        | 22.         | Hungary 490        | 22.     | Slovakia 488       |
| 23.              | Poland 479         | 23.         | Spain 485          | 23.     | Spain 488          |
| 24.              | Greece 474         | 24.         | United States 483  | 24.     | Norway 487         |
| 25.              | Portugal 470       | 25.         | Italy 466          | 25.     | Luxembourg 486     |

What have we learn?

Why some education systems don't improve?

Competition

Test-based accountability

De-professionalization

Excellence

Standardization

Why some education systems do better?

Collaboration

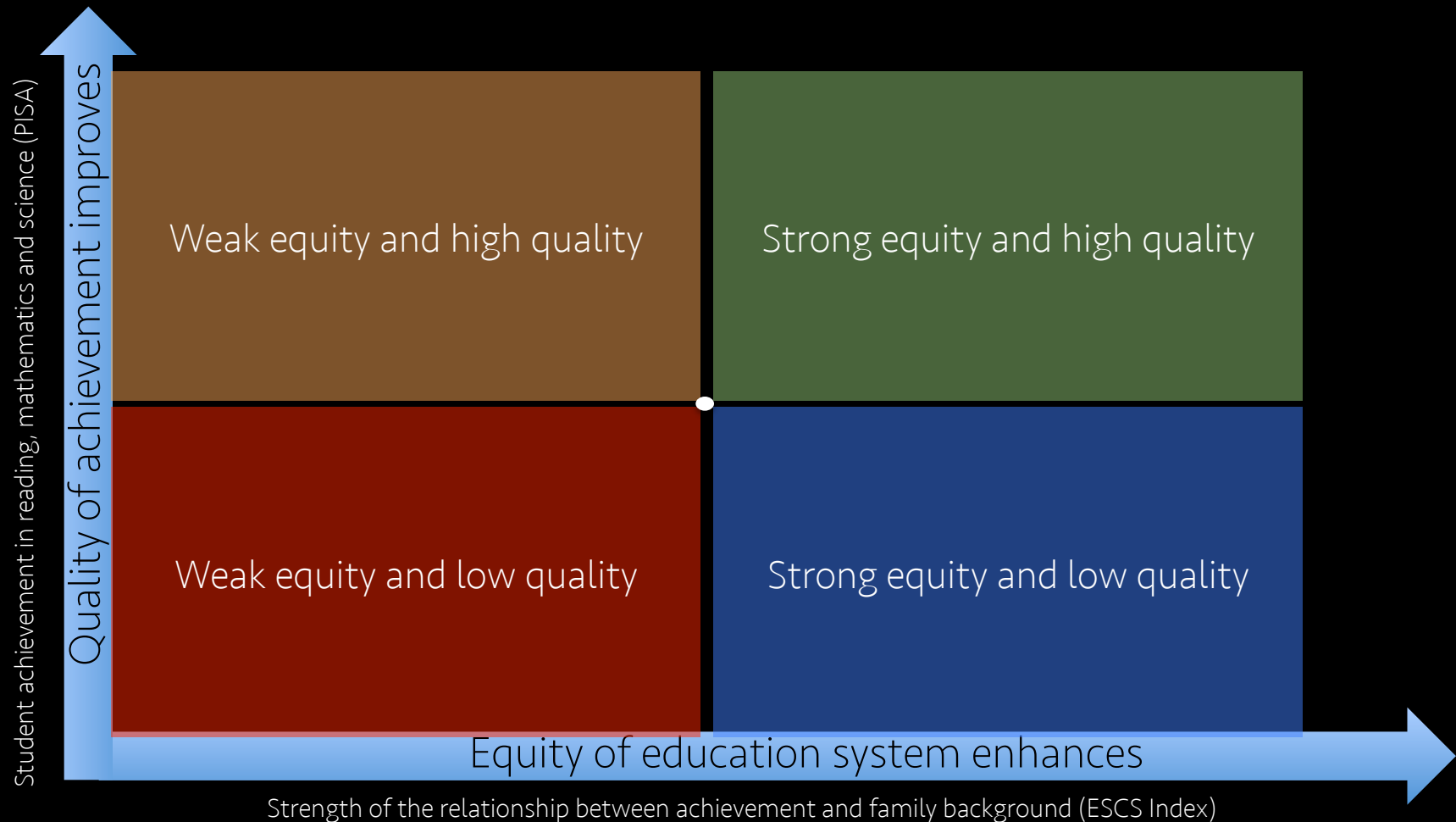
Trust-based responsibility


Professionalism

Equity

Creativity

Why Equity is Smart Policy?

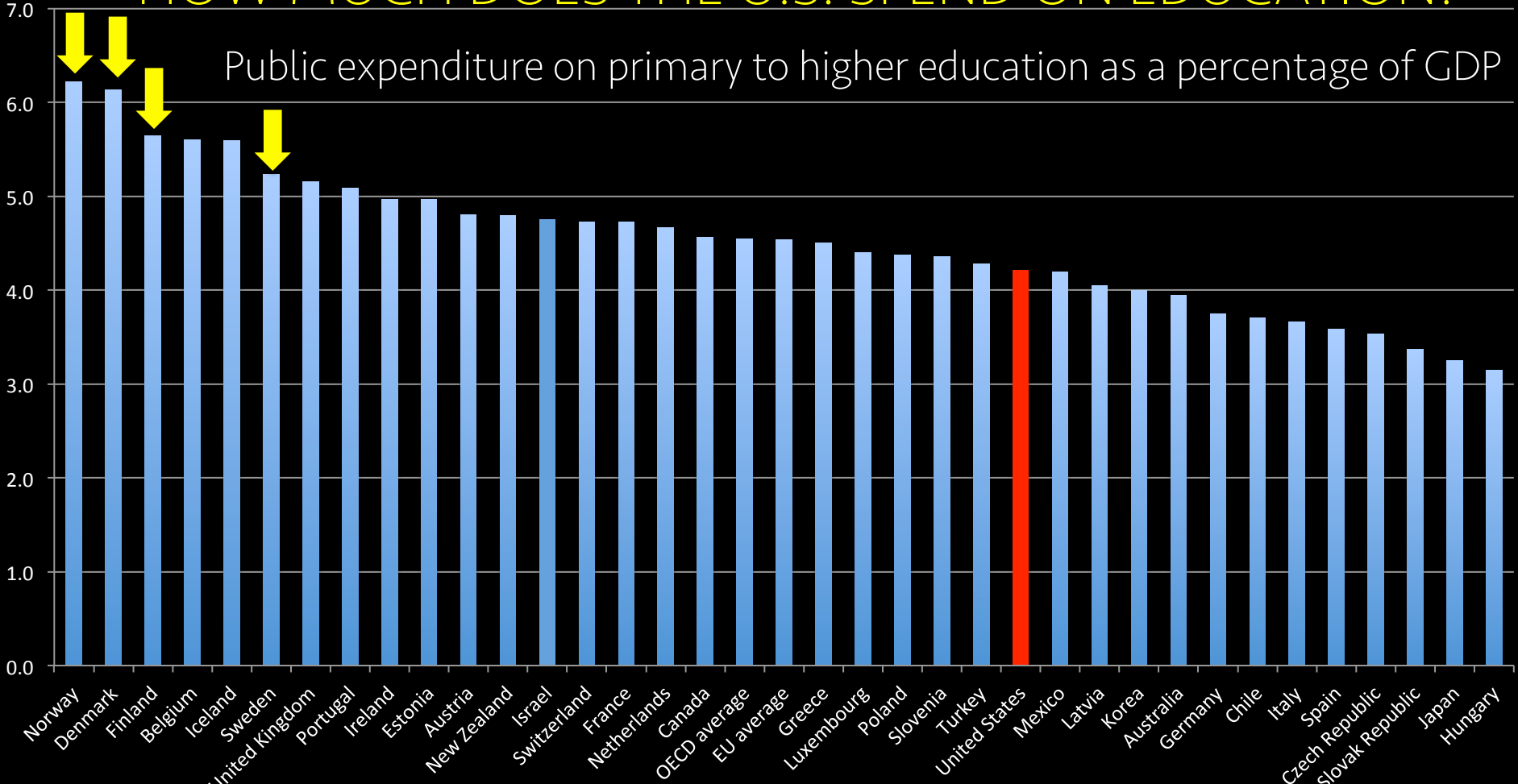






# HOW MUCH DOES THE U.S. SPEND ON EDUCATION?

Public expenditure on primary to higher education as a percentage of GDP



# Four Lessons for Texas

1.

*Invest more in collaboration.*

2.

*Strengthen equity in education.*

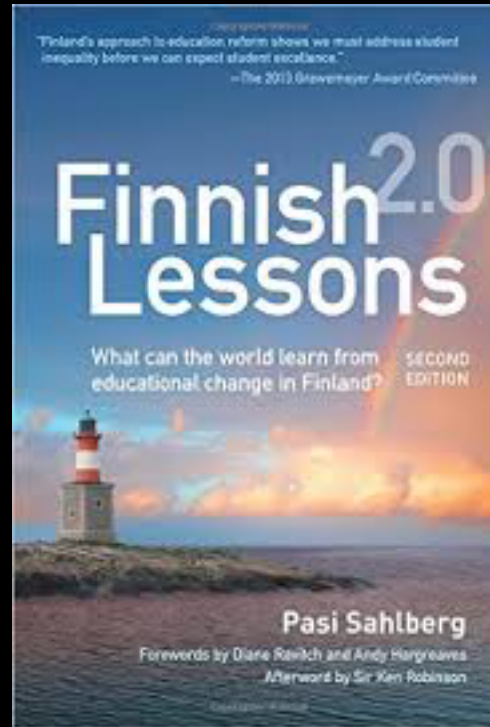
3.

*Build professionalism.*

4.

*Let the Children Play.*

THANK YOU!



 @pasi\_sahlberg